

2024 Point-in-Time Count

Since the inception of our data collection efforts in 2016, Atlanta has made significant strides in addressing homelessness. The PIT Count is a count of sheltered and unsheltered people experiencing homelessness on a single night in January. HUD requires that Continuum of Care (CoC) conduct a bi-annual count of people experiencing homelessness who are sheltered in emergency shelter, transitional housing, and Safe Havens on a single night.



2,867 People
were experiencing homelessness



604
Transitional
Housing



1040
Unsheltered



1223
Emergency
Shelter



KEY FINDINGS

The overall number of homeless neighbors has decreased by **30%** since our first PIT Count in 2016

Since 2016, we've housed over 12,500 neighbors, with **2,000** households housed in 2023 alone

7% increase in the total number of individuals experiencing homelessness in Atlanta.

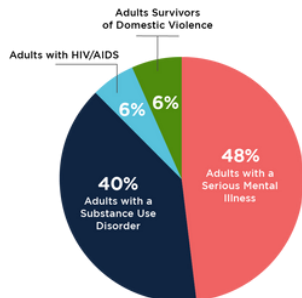
41% increase in unsheltered homelessness

22% decrease in the number of adults with children experiencing homelessness.

35% of adults experiencing homelessness are over the age of 55

4821
NEIGHBORS
were in permanent housing the night of the count

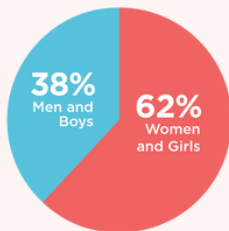
DEMOGRAPHICS



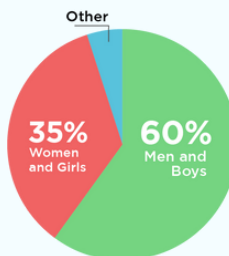
	Emergency Shelter	Transitional Housing	Unsheltered	TOTAL
American Indian, Alaska Native, or Indigenous	8	5	12	25
Asian or Asian American	10	2	2	14
Black, African American, or African	986	501	933	2420
Hispanic/Latina/e/o	21	1	23	45
Middle Eastern or North African	5	0	1	6
Native Hawaiian or Pacific Islander	2	0	2	4
White	135	64	99	298
Multi-Racial (All Other)	56	32	33	121



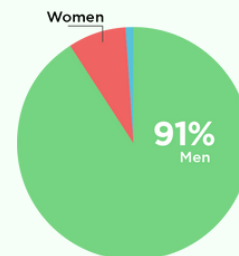
FAMILIES



YOUTH



VETERANS



We are investing in a pipeline of housing solutions to create increased inventory of housing dedicated to people exiting homelessness. These new units focus on having access to the resources our neighbors need to be successful including access to food, transportation, and employment. The pipeline has over 1100 units across the city online or in development.



Emergency Shelter - **1,835 Beds**

67% Utilization



Transitional Housing - **796 Beds**

76% Utilization



Permanent Supportive Housing - **4,821 Beds**

91% Utilization



Rapid Re-housing

100% Utilization

Housing is the Solution to Homelessness

Our Progress is at Risk

Unprecedented growth in the City combined with rising rents and low vacancy rates are creating a daunting challenge: preventing an increasing number of individuals from entering the homeless system. To maintain and build on our successes, we urgently need continued and sustained investments, akin to the support provided by previous stimulus funds. Without this critical funding, our ability to combat homelessness will be severely compromised.