

# LIFT 2.0

Partners for HOME's plan to stably house  
1,500 households

Weekly Progress: 10-04-2023



# LIFT 2.0

## Encampment decommissioning

Encampment	Closure Date(s)	Number of Individuals
75/85 SB @ John Wesley Dobbs	8/1/2022, 3/23/23	25
Central Ave. @ MLK	8/2/2022	48
Pryor St. @ I-20 and surrounding	9/8/2022, 10/13/2022, 12/8/2022	147
75/85 SB @ Courtland (Folk Art Park)	10/20/2022	30
The Hill	11/21/2022	47
Morosgo Dr. behind The Dump	11/21/2022, 5/30/23	13
Freedom Parkway	02/16/2023	14
Spring Street	02/16/2023	38
Donald Lee Hollowell @ 285	03/23/2023	20
Fort @ Edgewood	5/18/23	64



# LIFT 2.0

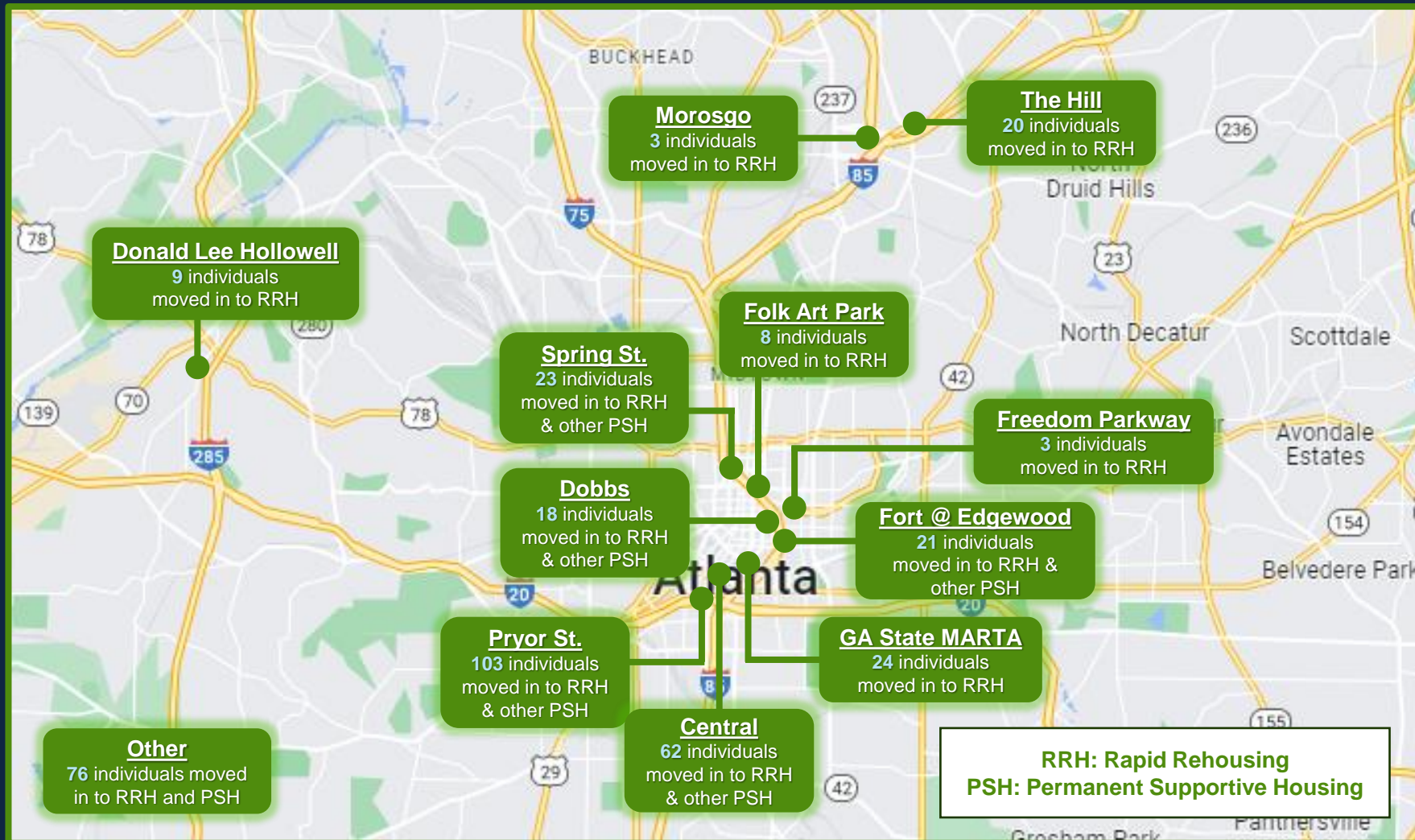
## Encampment decommissioning

	Central	Dobbs	Pryor	Folk Art Park	The Hill	Spring Street	Freedom Parkway	285@ Donald Lee Howell	Fort @ Edgewood	Morosgo Behind the Dump
Hotel	64	12	54	16	35	22	7	13	32	7
Shelter	5	2	17	3	0	1	0	1	0	-
Declined Services	3	11	30	6	3	8	6	4	5	1
Engaged with diversion	5	0	40	2	0	5	0	-	3	-
Successfully Housed with Diversion	5	0	15	2	0	5	0	-	-	-
Not present on day of closure	6	2	12	3	9	3	1	3	12	-
<b>Total</b>	<b><u>53</u></b>	<b><u>27</u></b>	<b><u>162</u></b>	<b><u>32</u></b>	<b><u>47</u></b>	<b><u>44</u></b>	<b><u>14</u></b>	<b><u>21</u></b>	<b><u>52</u></b>	<b><u>8</u></b>

16 not present on the day of encampment closure have been located and enrolled in a project

# LIFT 2.0

## Total Housed From Encampments



# LIFT 2.0

## Hotel Operations

### Current Hotel Status

- **22 rooms** available
- **22 individuals** enrolled in the hotel project
- **0 rooms** vacant

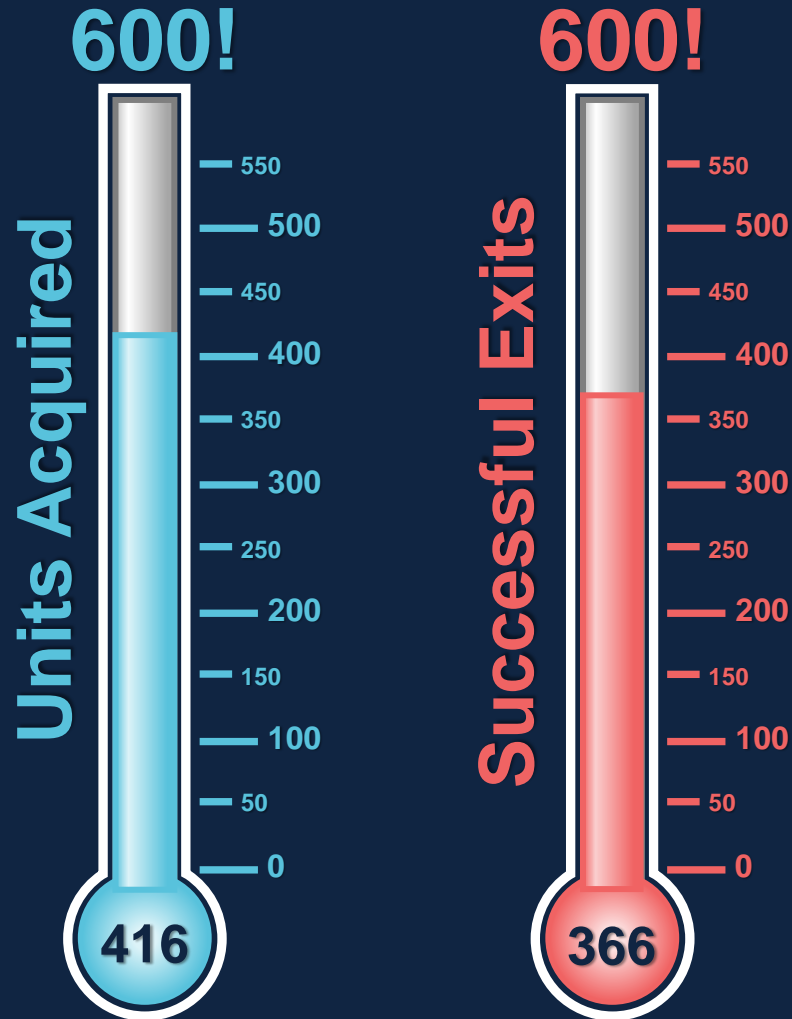
### Exits from Hotel

- **282 exits**
  - **173 households** moved into housing
  - **59 exits** with no permanent exit destination (**20%** of **those exited from** hotel)
  - **11 housed, 17 still** engaged in services



# LIFT 2.0 Move-In Progress

**initial goal = 600**



STAGE	COUNT
RRH Move-Ins from Motel	141
RRH Move-Ins from Encampments	171
<b>Total RRH Move-Ins</b>	<b>312</b>
PSH Move-Ins from Motel	13
PSH Move-Ins from Encampments	14
<b>Total PSH Move-Ins</b>	<b>27</b>
Successful Diversion Exits	27
<b>Total Successful Exits Completed</b>	<b>366</b>
Application Approved (move-in pending)	30
Application Submitted (property approval pending)	8
Currently Available Units (ready for application)	0
<b>Total Units Acquired (completed all due diligence)</b>	<b>416</b>
Units in the Pipeline (upcoming; due diligence incomplete)	60
Denied Applications (Open Doors to advocate)	72




# LIFT 2.0

## Denied Applications

CATEGORY	COUNT
Total Clients Denied	61
Total Applications Denied	72 (11 repeats)
Applications Denied – Criminal History	62
Applications Denied – Debt	7
Applications Denied – Other	3
How Many Denied Clients Reapplied to Other Units?	49 (80%)
How Many Denied Clients Were Approved at Other Units?	45 (74%)



# Next Steps



## Mitigation

Mitigation implementation needed for closed encampments. Pryor and Dobbs experiencing re-encampment at highest rate.



## Providers

Service Provider capacity needed to scale to 1,500 households served. Able to serve 400 currently.



## Units/Hotel Availability

Increase units acquired and applied to facilitate move-ins. Increased units and move-ins will concurrently open hotel capacity for more unsheltered.



## Documents

Units requiring ID & SS card at minimum with application. Weekly document monitoring with team leads.