

LIFT 2.0

Partners for HOME's plan to stably house
1,500 households

Weekly Progress: 8-30-2023



LIFT 2.0

Encampment decommissioning

Encampment	Closure Date(s)	Number of Individuals
75/85 SB @ John Wesley Dobbs	8/1/2022, 3/23/23	25
Central Ave. @ MLK	8/2/2022	48
Pryor St. @ I-20 and surrounding	9/8/2022, 10/13/2022, 12/8/2022	147
75/85 SB @ Courtland (Folk Art Park)	10/20/2022	30
The Hill	11/21/2022	47
Morosgo Dr. behind The Dump	11/21/2022, 5/30/23	13
Freedom Parkway	02/16/2023	14
Spring Street	02/16/2023	38
Donald Lee Hollowell @ 285	03/23/2023	20
Fort @ Edgewood	5/18/23	64



LIFT 2.0

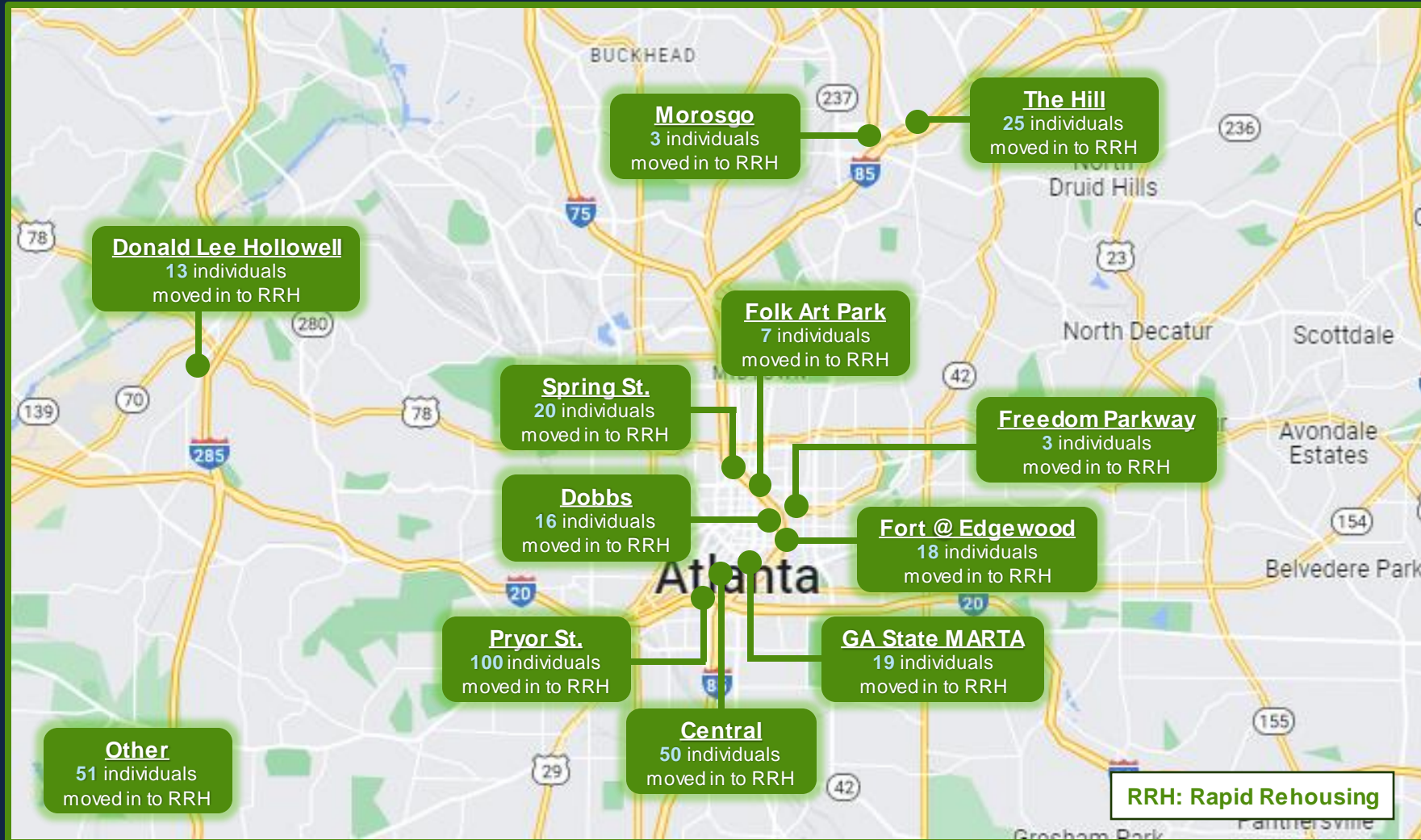
Encampment decommissioning

	Central	Dobbs	Pryor	Folk Art Park	The Hill	Spring Street	Freedom Parkway	285@ Donald Lee Howell	Fort @ Edgewood	Morosgo Behind the Dump
Hotel	64	12	54	16	35	22	7	13	32	7
Shelter	5	2	17	3	0	1	0	1	0	-
Declined Services	3	11	30	6	3	8	6	4	5	1
Engaged with diversion	5	0	40	2	0	5	0	-	3	-
Successfully Housed with Diversion	5	0	15	2	0	5	0	-	-	-
Not present on day of closure	6	2	12	3	9	3	1	3	12	-
Total	<u>53</u>	<u>27</u>	<u>162</u>	<u>32</u>	<u>47</u>	<u>44</u>	<u>14</u>	<u>21</u>	<u>52</u>	<u>8</u>

16 not present on the day of encampment closure have been located and enrolled in a project

LIFT 2.0

Total Housed From Encampments



LIFT 2.0

Hotel Operations

Current Hotel Status

- **35 rooms** available
- **35 individuals** enrolled in the hotel project
- **0 rooms** vacant

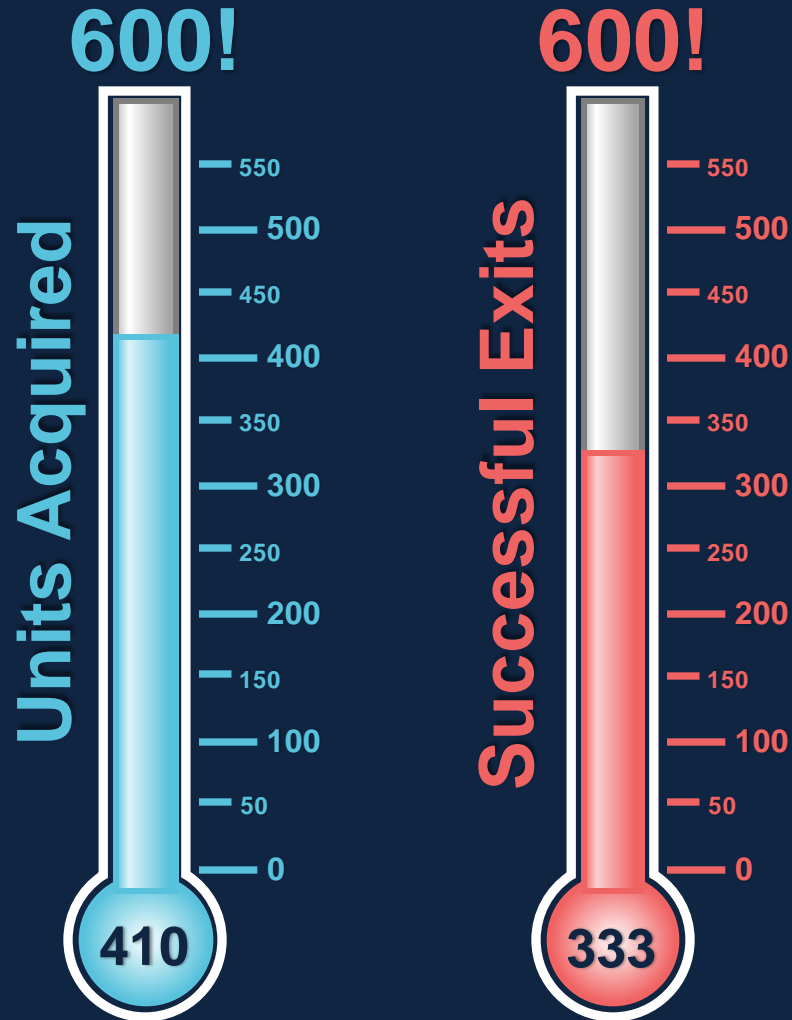
Exits from Hotel

- **267 exits**
 - **150 households** moved into housing
 - **53 exits** with no permanent exit destination (**20%** of **those exited from hotel**)
 - **11 housed, 19 still** engaged in services



LIFT 2.0 Move-In Progress

initial goal = 600



STAGE	COUNT
RRH Move-Ins from Motel	122
RRH Move-Ins from Encampments	156
Total RRH Move-Ins	278
PSH Move-Ins from Motel	27
PSH Move-Ins from Encampments	1
Total PSH Move-Ins	28
Successful Diversion Exits	27
Total Successful Exits Completed	333
Application Approved (move-in pending)	26
Application Submitted (property approval pending)	16
Currently Available Units (ready for application)	34
Total Units Acquired (completed all due diligence)	410
Units in the Pipeline (upcoming; due diligence incomplete)	14
Denied Applications (Open Doors to advocate)	68




LIFT 2.0

Denied Applications

CATEGORY	COUNT
Total Clients Denied	57
Total Applications Denied	68 (11 repeats)
Applications Denied – Criminal History	61
Applications Denied – Debt	5
Applications Denied – Other	2
How Many Denied Clients Reapplied to Other Units?	46 (81%)
How Many Denied Clients Were Approved at Other Units?	43 (75%)



Next Steps



Mitigation

Mitigation implementation needed for closed encampments. Pryor and Dobbs experiencing re-encampment at highest rate.



Providers

Service Provider capacity needed to scale to 1,500 households served. Able to serve 400 currently.



Units/Hotel Availability

Increase units acquired and applied to facilitate move-ins. Increased units and move-ins will concurrently open hotel capacity for more unsheltered.



Documents

Units requiring ID & SS card at minimum with application. Weekly document monitoring with team leads.