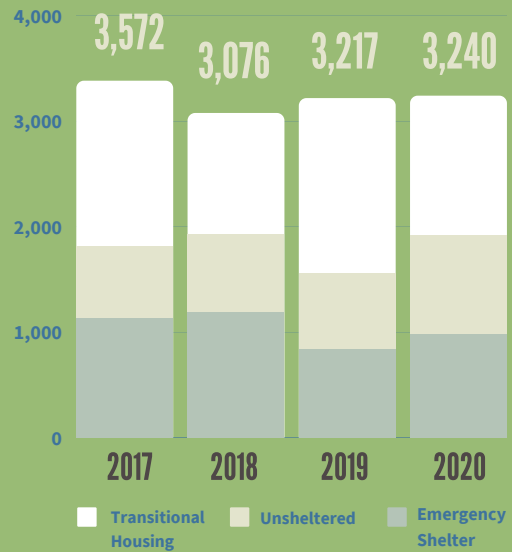


CITY OF ATLANTA 2020 PIT COUNT

3,240

people were experiencing homelessness in the City of Atlanta on January 27, 2020



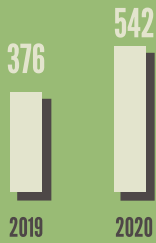
▲ .007%
total increase between 2019 and 2020

▲ 31%
increase in unsheltered between 2019 and 2020

▼ 8%
decrease in sheltered between 2019 and 2020


THE NUMBERS AT A GLANCE

CHRONIC POPULATION



▲ 44%
increase between 2019 and 2020, with an increase in unsheltered individuals*

VETERAN POPULATION



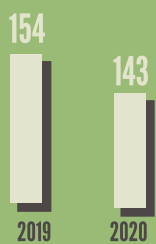
▼ 8%
decrease between 2019 and 2020

YOUTH POPULATION



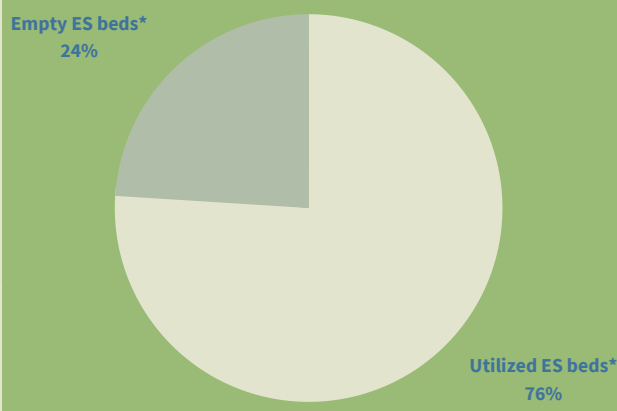
▼ 4%
decrease between 2019 and 2020

HOUSEHOLDS POPULATION



▼ 7%
decrease between 2019 and 2020

EMERGENCY SHELTER UTILIZATION



KEY TAKEAWAYS

- ✓ Coordinated street outreach and accelerating the PSH pipeline are necessary to impact increases in unsheltered and chronic populations
- ✓ Decreases in other subpopulations show that targeted housing interventions are working
- ✓ Emergency shelter and transitional housing beds are drastically underutilized which speaks to the need for lower barriers across our system in ES and TH projects

* In December 2019, Partners for Home hosted a Chronic Homelessness Data Quality Training for CoC partners to increase accuracy in correctly categorizing individuals as chronically homeless